
Residential Garbage & Recycling Information



Attractive properties are key elements for appealing neighborhoods and healthy property values, which enrich the experience for all who live, work and visit the Village of Schaumburg. This information has been developed to assist residents in understanding how they should handle and store their garbage and recycling carts so that the village can continue to maintain the positive aesthetic quality of our neighborhoods.

LAKESHORE RECYCLING SERVICES OPTIONS

The village's refuse and recycling contractor, Lakeshore Recycling Services, offers the community additional services to meet individual needs.

- **Bulk item collection** – LRS will take 2 cubic yards of additional waste that cannot fit in carts and is accepted by landfills. Up to 2 bulk items will be collected as long as each item is under 50 pounds.
- **Additional carts** – LRS will provide additional carts at a cost of \$3 per month, per cart.
- **Dumpster services** – Roll-off dumpster sizes for larger projects are available in sizes from 10 to 30 yards.
- **Christmas tree recycling**
- **White goods** – Set up a date for collection of major appliances, including but not limited to ovens and refrigerators. Make sure refrigerators/freezers that lock from the outside are secured shut for safety reasons.

For more information on these services, contact LRS directly at (844) 633-3577.

WHO DO I CONTACT?

Learn more about garbage and recycling options in the Village of Schaumburg by visiting the website at www.schaumburg.com.

For questions regarding village requirements to store carts or the options available to screen carts, contact the village's Community Development Department at (847) 923-3700.

For questions regarding garbage/recycling service and requests for carts, contact Lakeshore Recycling Services at (844) 633-3577.



Village of Schaumburg

101 Schaumburg Court
Schaumburg, IL
60193-1189

www.schaumburg.com
(847) 895-4500

GARBAGE COLLECTION DAY

Garbage, recycling and landscape waste shall be placed curbside the day of collection no later than 7 a.m. or may be placed the day prior to collection according to these seasonal requirements:

After 6 p.m. from April 1 through September 30

After 4 p.m. from October 1 through March 31

When putting carts out at the curb, handles should be facing the property with the lid opening toward the street. Arrows are marked on the lid of the cart to remind residents which way the cart should face to ensure LRS trucks can easily pick up the carts to dispose of its contents.




NON-COLLECTION DAYS

On non-collection days, residents have the option of storing their garbage and recycling carts/containers three different ways: inside the garage, immediately behind the home, or next to the home with screening.

If containers will be stored next to the home with screening, the village provides several ways in which residents can screen their carts, including using a semi-open fence or lattice partition, wing-wall or landscaping.


- **A Semi-Open Fence or Lattice Partition** must be a minimum of 4 feet and maximum of 5 feet tall. Material must be weather-treated wood or vinyl that is the same or complementary to the home. Fencing must have a regular pattern of which a minimum of 30 percent of the surface is unobstructed to both light and air when viewed perpendicular (right angle) to the plane of the fence. Chain link fences cannot be used to provide screening.
- **A Wing-Wall** extending from the home can hide the carts from the street.
- **Landscaping** such as Hicks Yew, Alpine Currant and other hardy screening shrubs can provide year-round screening of carts.




SEMI-OPEN
FENCE



LATTICE
PARTITION



LATTICE
PARTITION



WING WALL



LANDSCAPING



SCREENING
SHRUB

